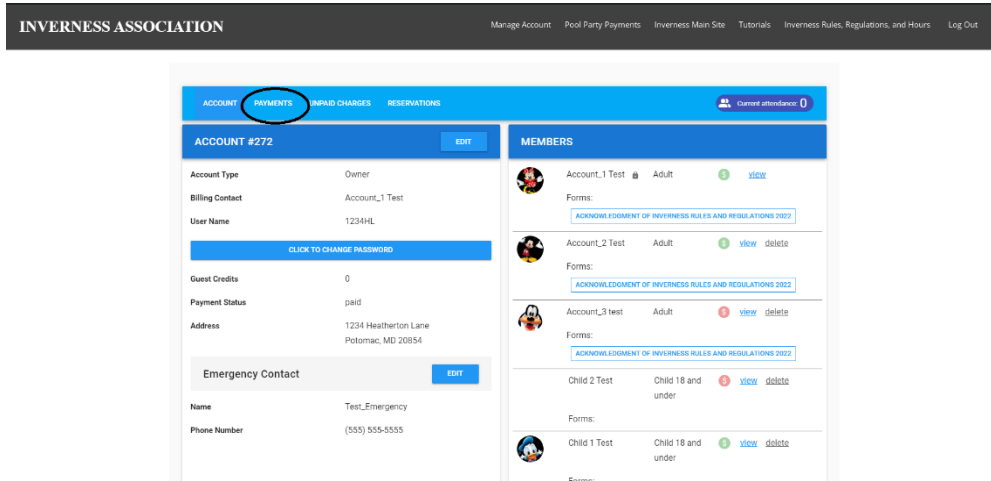
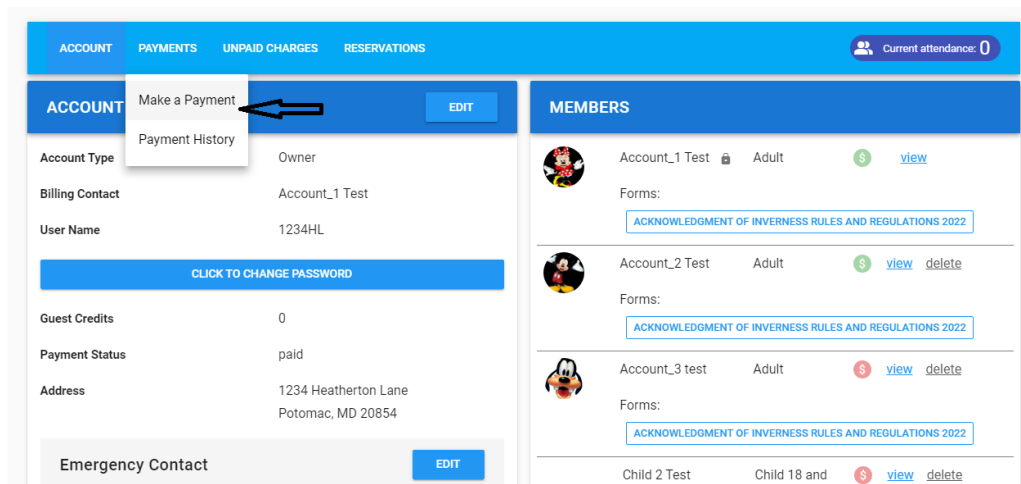


How to purchase Guest passes

Login to your Inverness pool membership account: <https://inverness.membersplash.com/>



Choose payments Make payment



Choose one of the guest payments. It is once a season payment and you may bring on one day up to X number of guests. The X is according to the one you purchased

MAKE A PAYMENT

SEASON GUEST PASSES	
Single-Season Guest Pass	\$15.00
Two-Season Guest Passes	\$25.00
Five-Season Guest Passes	500.00

PAYMENT METHOD

If you are placing an order for which there is no charge pick any available payment method. It will be ignored on the next screen and you will be able to simply submit the order.

Credit or Debit **Next**

Make sure to click on the credit/debit button and hit Next

NOTE: Do not use your browser's back button to change your order. Use the Edit Order link below

SEASON GUEST PASSES	
Two-Season Guest Passes	\$25.00
TOTAL: \$25.00	

[Edit Order](#)

BILLING INFORMATION

First Name: Account 1

Last Name: Test

Email Address: [input]

Address: 1234 Heatherline Lane

City: Palmdale

State: MD

Last Name: Test

Email Address: [input]

Address: 1234 Heatherline Lane

City: Palmdale

State: MD

Zip: 93554

Credit Card Number: [input]

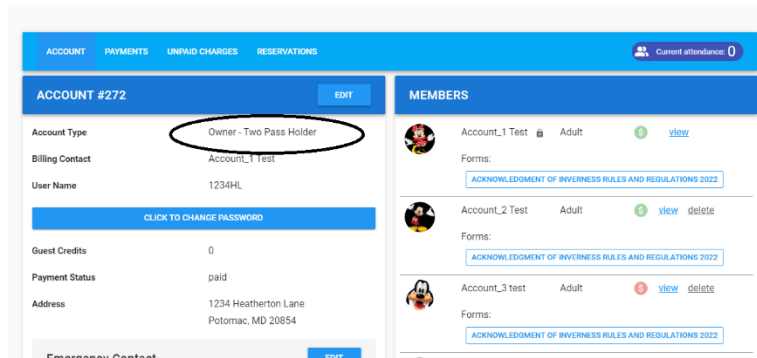
Credit Card Expiration Date: MM/YY to MM/YY or 10/2023

Credit Card CVV: [input]

The verification code: [input]

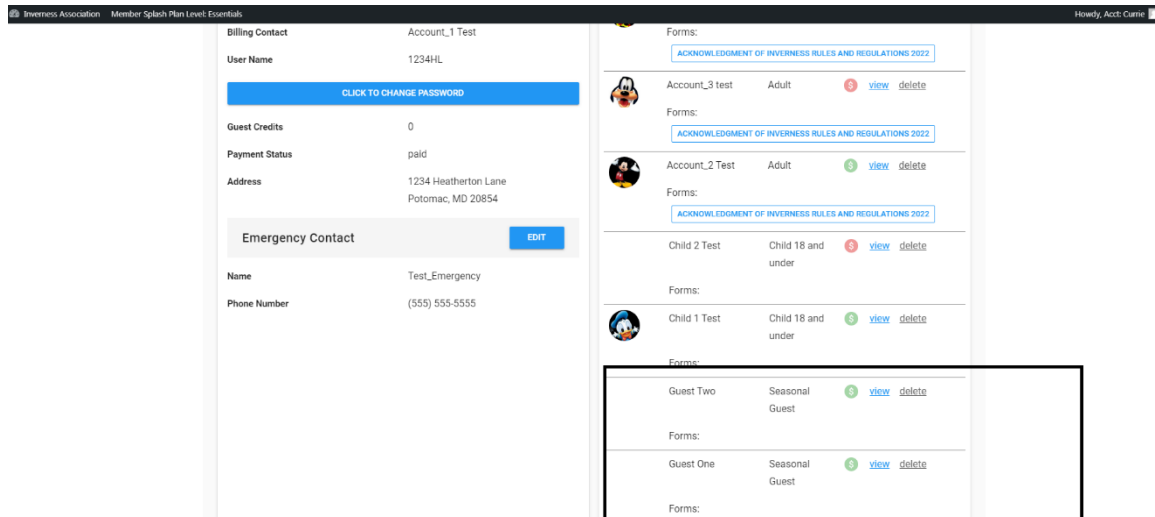
Submit Order

Fill out the form and hit submit order



You will see under account type that your account status has changed to Owner or Tenant and the number of pool passes you purchased.

Pool Committee member receives an email with your payment and up to 72 hours manually enters your account and add those generic guest accounts. Once it is ready you will see additional members on your household account name Guest One, Two according to the number you have purchased ...



All sales are final, and no refund is issued